

SERIES 1005 - MINIATURE SNAP-ACTION SWITCHES

T0 21 (8) A 250 V AC








PRODUCT FEATURES

- ◆ Friction contact system whose shearing movement can loosen weldings
- ◆ Very high inrush currents (capacitive)
- ◆ Contact distances less and greater than 3 mm
- ◆ Operating forces from 0.2 to 4.2 N

ON REQUEST
























- ◆ Material conform with the filament wire test acc. to IEC 60335-1:2001 chap. 30
- ◆ Side bearing terminal
- ◆ Electrical rating 16 (16) A 250 V 5E4 for normally closed and normally open version

Design	DIN 41635 A
Mechanical life endurance	5E6 version with lever or contact spacing > 3 mm 10E6 standard version 5E4 version with curved spring steel lever
Contact resistance (new condition)	< 100 mOhm (1 A 12 V DC)
Insulation resistance (new condition)	> 100 MOhm (500 V DC)
Proof tracking	250 PTI
Ambient temperature	-40 °C ... +100 °C on request ... +125 °C ... +85 °C
Flammability	UL 94 (housing: V-0, actuator: V-2) UL 94 V-2
Glow wire test temperature	850 °C
Material	actuator PA additional actuator galvanized steel / spring steel / stainless steel housing Duroplast type 182 / PA glass fiber-reinforced terminals silver plated / chromated
Bounce time	< 10 ms
Approval marks	 /  / 
Suitable for appliances of protection class II under compliance with the installation conditions required on the equipment side	



SERIES 1005 - MINIATURE SNAP-ACTION SWITCHES

TO 21 (8) A 250 V AC

	Normally closed contact (SPNC)			Normally open contact (SPNO)			Changeover switch (SPDT momentary)							
	1005.1105	1005.1101	1006.3402	1005.2809	1005.1207	1005.1226	1005.2505	1005.0904	1005.1204	1005.1201	1005.4001	1005.0404	1005.1004	1006.1514
														
21 (8) A 250 V AC 25E3				●										
20 (4) A 400 V AC 1E4					●							●		
16 (16) A 250 V AC 5E4						●								
16 (4) A 400 V AC 5E4					●							●		
16 (4) A 250 V AC 5E4														
16 (4) A 250 V AC 25E3														
12 (12) A 250 V AC 5E4							●							
10 (6) A 250 V AC 5E4	●				●			●	●					
10 (4) A 400 V AC 1E4		●								●	●			
10 (4) A 250 V AC 5E4			●											
8 (8) A 250 V AC 5E4				●										
6 (2.5) A 400 V AC 5E4		●								●	●			
6 (2.5) A 250 V AC 5E4			●											
21 A 250 V AC 2 HP				●										
21 A 125 V AC 1 HP				●										
16 A 250 V AC 2 HP						●								
16 A 125 V AC 1 HP						●								
16 A 125 - 250 V AC 1/2 HP					●		●					●	●	●
10 A 125 - 250 V AC 1/2 HP	●							●	●					
10 A 125 - 250 V AC 1/4 HP		●	●							●	●			
8 A 125 - 250 V AC 1/3 HP														
4 A 125 - 250 V AC 1/6 HP														
Terminal type														
Terminal description		6.3	6.3		4.8 top side	6.3	6.3 straight	4.8 straight		6.3	6.3		6.3	6.3
Contact distance in mm		> 3	< 3	> 3	> 3	< 3	< 3	> 3	> 3	> 3	< 3	< 3	< 3	< 3
Contact material		Ag	Ag	Ag	Ag	Ag	Ag	Ag	Ag	Ag	Ag	Ag	Ag	Ag
Operating force in N		2.6 - 4.2	1.5 - 2.5	1.6 - 2.8	2.4 - 3.8	2.4 - 3.8	2.4 - 3.8	3.5 - 4.9	2.4 - 3.8	2.4 - 3.8	1.5 - 2.5	1.5 - 2.5	2.4 - 3.8	2.4 - 3.8
Operating position (OP) in mm		14.6±0.4	14.8±0.4	20.5±0.4	14.5±0.3	14.7±0.5	14.7±0.5	14.4±0.3	14.4±0.3	14.4±0.3	14.7±0.5	14.7±0.5	14.7±0.5	20.8±1.2
Difference travel max. in mm		1.0	0.3	1.0	1.2	0.3	0.3	1.2	1.2	0.3	0.3	0.3	0.3	0.9
Free position (FP) max. in mm		13.4 16	13.4 16	19.3 22.0	13.4 16	13.4 16	13.4 16	13.4 16	13.4 16	13.4 16	13.4 16	13.4 16	13.4 16	18 23.5
Permissible total travel position (TP) in mm		13.4 16	13.4 16	19.3 22.0	13.4 16	13.4 16	13.4 16	13.4 16	13.4 16	13.4 16	13.4 16	13.4 16	13.4 16	18 23.5
Actuator description														
Lever drawing			L21											L12
Miscellaneous														
Stock version	●	●			●				●			●	●	

ROCKER SWITCHES

PUSHBUTTON SWITCHES

TOGGLE SWITCHES

SLIDE SWITCHES

ROTARY SWITCHES

FOOT SWITCHES

FACT AND KEY SWITCHES



























SNAP-ACTION SWITCHES

MICRO-SIGNAL SWITCHES

SENSORS










SERIES 1005 - MINIATURE SNAP-ACTION SWITCHES

TO 21 (8) A 250 V AC

	Changeover switch (SPDT momentary)															
	1005.0507	1005.1010	1004.0509	1005.0101	1005.0401	1005.1001	1005.3501	1006.0701	1006.0901	1006.1101	1006.1201	1006.1301	1006.1401	1006.1511	1006.1801	1006.4103
																
21 (8) A 250 V AC 25E3																
20 (4) A 400 V AC 1E4																
16 (16) A 250 V AC 5E4																
16 (4) A 400 V AC 5E4																
16 (4) A 250 V AC 5E4	●	●														
16 (4) A 250 V AC 25E3			●													
12 (12) A 250 V AC 5E4																
10 (6) A 250 V AC 5E4	●															
10 (4) A 400 V AC 1E4				●	●	●	●	●	●	●	●	●	●	●	●	●
10 (4) A 250 V AC 5E4			●													
8 (8) A 250 V AC 5E4		●														
6 (2.5) A 400 V AC 5E4				●	●	●	●	●	●	●	●	●	●	●	●	●
6 (2.5) A 250 V AC 5E4																
21 A 250 V AC 2 HP																
21 A 125 V AC 1 HP																
16 A 250 V AC 2 HP																
16 A 125 V AC 1 HP																
16 A 125 - 250 V AC 1/2 HP	●		●													
10 A 125 - 250 V AC 1/2 HP		●														
10 A 125 - 250 V AC 1/4 HP				●	●	●	●	●	●	●	●	●	●	●	●	●
8 A 125 - 250 V AC 1/3 HP																
4 A 125 - 250 V AC 1/6 HP																
Terminal type																
Terminal description		6.3		M3		6.3				6.3	6.3	6.3	6.3	6.3	6.3	
Contact distance in mm	< 3	> 3	< 3	< 3	< 3	< 3	< 3	< 3	< 3	< 3	< 3	< 3	< 3	< 3	< 3	< 3
Contact material	Ag	Ag	Ag	Ag	Ag	Ag	Ag	Ag	Ag	Ag	Ag	Ag	Ag	Ag	Ag	Ag
Operating force in N	2.4 - 3.8	2.4 - 3.8	0.8 - 1.8	1.5 - 2.5	1.5 - 2.5	1.5 - 2.5	1.5 - 2.5	1.5 - 2.5	0.8 - 1.4	1.5 - 2.5	1.5 - 2.5	0.3 - 0.55	0.8 - 1.4	0.7 - 1.25	1.5 - 2.5	1.5 - 2.5
Operating position (OP) in mm	14.7±0.5	14.4±0.3	14.7±0.5	14.7±0.5	14.7±0.5	14.7±0.5	14.7±0.5	20.8±0.5	15.4±1.2	15.3±0.5	20.8±0.5	15.7±2.7	15.4±1.2	20.8±1.2	22±1	20.8±0.5
Difference travel max. in mm	0.3	1.2	0.1 - 0.25	0.3	0.3	0.3	0.3	0.3	0.7	0.3	0.3	1.8	0.7	0.9	0.6	0.3
Free position (FP) max. in mm	13.4 16	13.4 16	13.4 16	13.4 16	13.4 16	13.4 16	13.4 16	19.5 22.1	12.6 18.2	14 16.6	19.5 22.1	9.8 21.5	12.6 18.2	18 23.5	18.5 24.5	19.5 22.1
Permissible total travel position (TP) in mm	13.4 16	13.4 16	13.4 16	13.4 16	13.4 16	13.4 16	13.4 16	19.5 22.1	12.6 18.2	14 16.6	19.5 22.1	9.8 21.5	12.6 18.2	18 23.5	18.5 24.5	19.5 22.1
Actuator description	□	□	□	□	□	□	□									
Lever drawing								L11	L02	L01	L11	L04	L02	L12	L31	L11
Miscellaneous			milled bearing blade													
Stock version				●	●	●		●			●	●	●	●	●	

SERIES 1005 - MINIATURE SNAP-ACTION SWITCHES

TO 21 (8) A 250 V AC

	Changeover switch (SPDT momentary)			
	1006.4203	1004.4601	1004.0402	1004.1002
				
21 (8) A 250 V AC 25E3				
20 (4) A 400 V AC 1E4				
16 (16) A 250 V AC 5E4				
16 (4) A 400 V AC 5E4				
16 (4) A 250 V AC 5E4				
16 (4) A 250 V AC 25E3				
12 (12) A 250 V AC 5E4				
10 (6) A 250 V AC 5E4				
10 (4) A 400 V AC 1E4	●			
10 (4) A 250 V AC 5E4		●		
8 (8) A 250 V AC 5E4				
6 (2.5) A 400 V AC 5E4	●			
6 (2.5) A 250 V AC 5E4			●	●
21 A 250 V AC 2 HP				
21 A 125 V AC 1 HP				
16 A 250 V AC 2 HP				
16 A 125 V AC 1 HP				
16 A 125 - 250 V AC 1/2 HP				
10 A 125 - 250 V AC 1/2 HP				
10 A 125 - 250 V AC 1/4 HP	●			
8 A 125 - 250 V AC 1/3 HP		●		
4 A 125 - 250 V AC 1/6 HP			●	●
Terminal type				
Terminal description		6.3		6.3
Contact distance in mm	< 3	< 3	< 3	< 3
Contact material	Ag	Ag	Ag	Ag
Operating force in N	1.5 - 2.5	0.5 - 1.1	0.2 - 0.6	0.2 - 0.6
Operating position (OP) in mm	20.8 ± 0.5	20.8 ± 0.5	14.7 ± 0.5	14.7 ± 0.5
Difference travel max. in mm	0.3	0.3	0.3	0.3
Free position (FP) max. in mm	19.5 22.1	19.5 22.1	13.4 16	13.4 16
Permissible total travel position (TP) in mm	19.5 22.1	19.5 22.1	13.4 16	13.4 16
Actuator description				
Lever drawing	L11	L11		
Miscellaneous		milled bearing blade	milled bearing blade	milled bearing blade
Stock version			●	●

ROCKER SWITCHES

PUSHBUTTON SWITCHES

TOGGLE SWITCHES

SLIDE SWITCHES

ROTARY SWITCHES

FOOT SWITCHES

FACT AND KEY SWITCHES

SNAP-ACTION SWITCHES

MICRO-SIGNAL SWITCHES

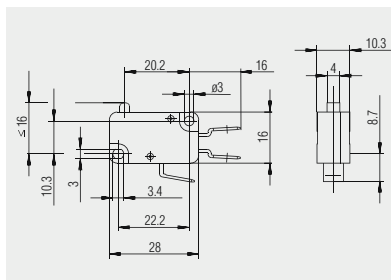
SENSORS

SERIES 1005 - MINIATURE SNAP-ACTION SWITCHES

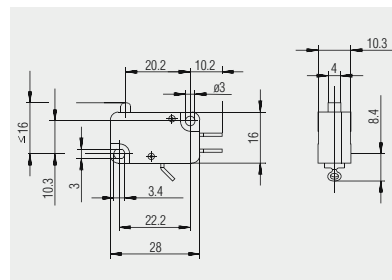
TO 21 (8) A 250 V AC



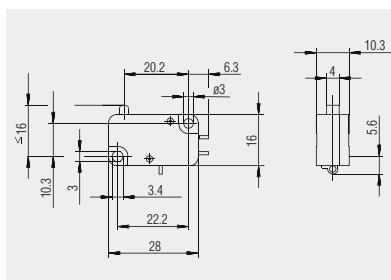
Basic type 1005



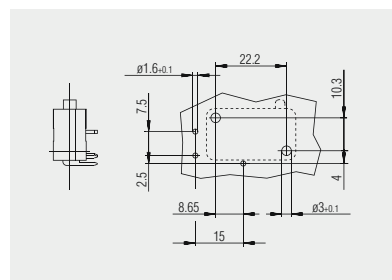
Quick-connect terminal 6.3 x 0.8



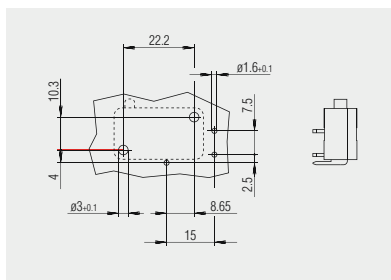
Solder terminal



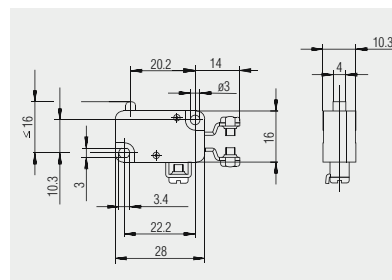
Short solder terminal



PCB terminal (cover side) right angled



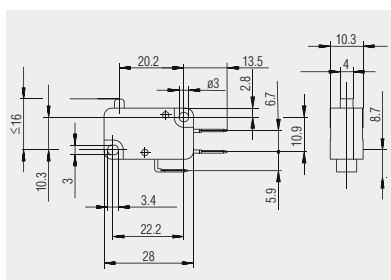
PCB terminal (base side) left angled



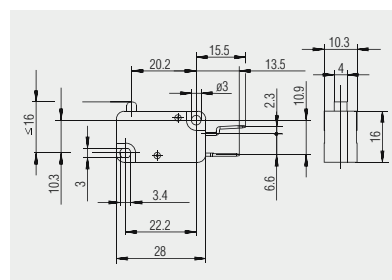
Screw terminal M3



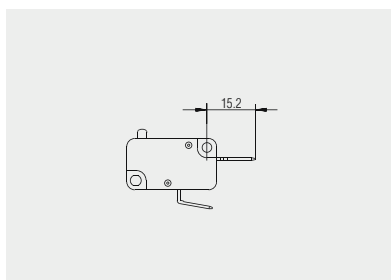
Basic type 1005



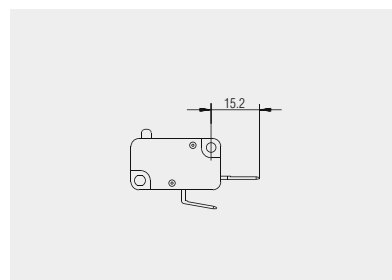
Quick-connect terminal 4.8 x 0.8 straight



Quick-connect terminal 4.8 x 0.8 top side



Quick-connect terminal 6.3 x 0.8 normally open contact version



Quick-connect terminal 6.3 x 0.8 normally closed contact version

ROCKER SWITCHES

PUSHBUTTON SWITCHES

TOGGLE SWITCHES

SLIDE SWITCHES

ROTARY SWITCHES

FOOT SWITCHES

FACT AND KEY SWITCHES


SNAP-ACTION SWITCHES

MICRO-SIGNAL SWITCHES

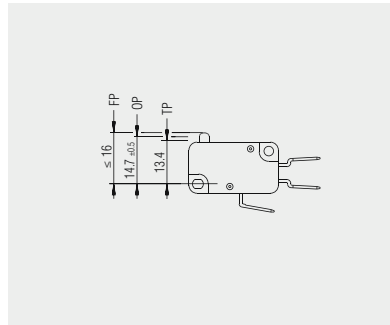
SENSORS

SERIES 1005 - MINIATURE SNAP-ACTION SWITCHES


TO 21 (8) A 250 V AC



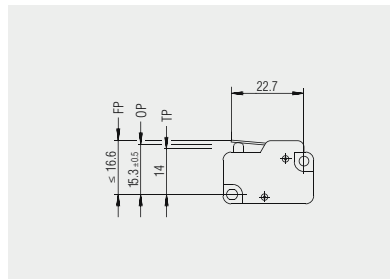
Basic types 1004 and 1005
switching positions



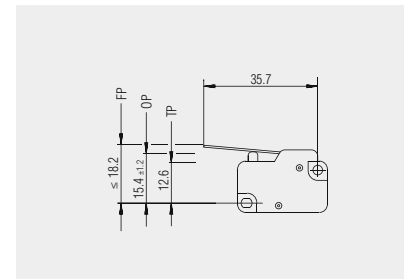
FP: free position
OP: operating position
TP: permissible total travel position



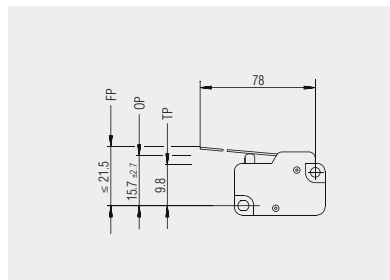
Basic type 1006
auxiliary actuator



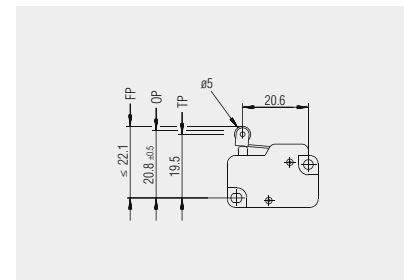
L01: straight lever



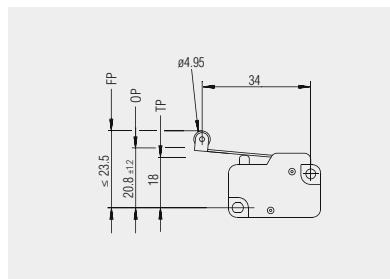
L02: straight lever



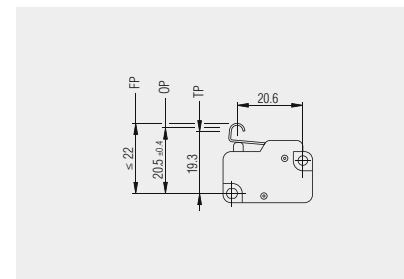
L04: straight lever



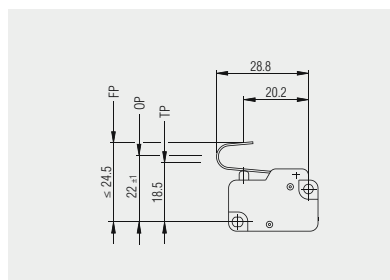
L11: roller lever



L12: roller lever



L21: simulated roller



L31: spring lever

ROCKER SWITCHES

PUSHBUTTON SWITCHES

TOGGLE SWITCHES

SLIDE SWITCHES

ROTARY SWITCHES

FOOT SWITCHES

FACT AND KEY SWITCHES

SNAP-ACTION SWITCHES

MICRO-SIGNAL SWITCHES

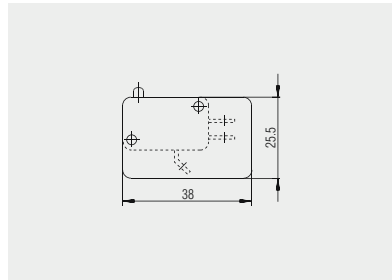
SENSORS

SERIES 1005 - MINIATURE SNAP-ACTION SWITCHES

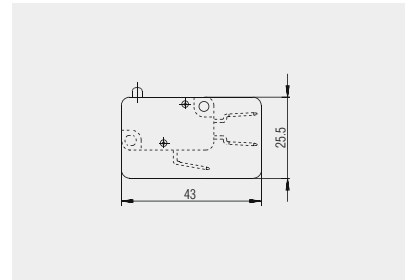
TO 21 (8) A 250 V AC



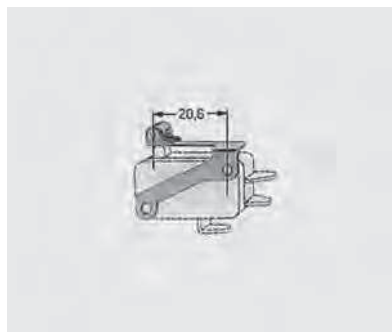
Additional parts



Insulating plate for solder terminal
0.5 mm: 231.009.011



Insulating plate for quick-connect terminal
0.5 mm: 231.010.011
0.8 mm: 231.010.021



Stainless spring steel

lever 20.6 long with roller diameter 5
out of PA yellow (to be mounted lateral
with the switch using screws)

191.013.013

Further information under

WWW.MARQUARDT-SWITCHES.COM